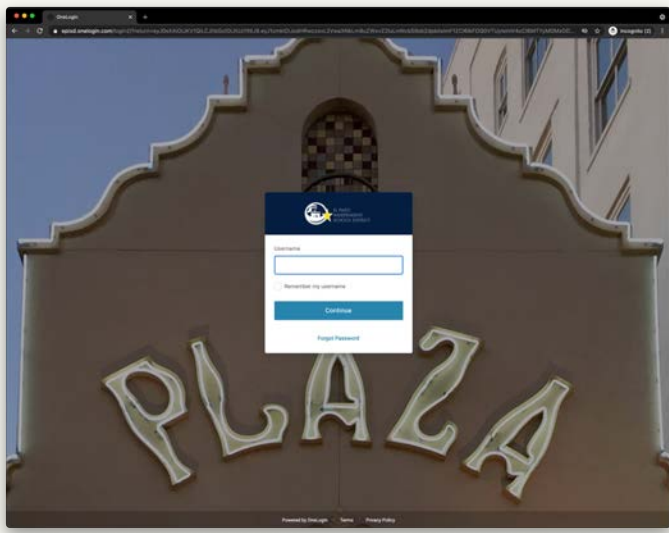


# FIRST LOGIN TO ONELOGIN

PERFORMING THIS ACTION WILL NOT CHANGE OR UPDATE AN ASSIGNED MACBOOK AIR DEVICE PASSWORD



## TO GET STARTED

OPEN A WEB BROWSER

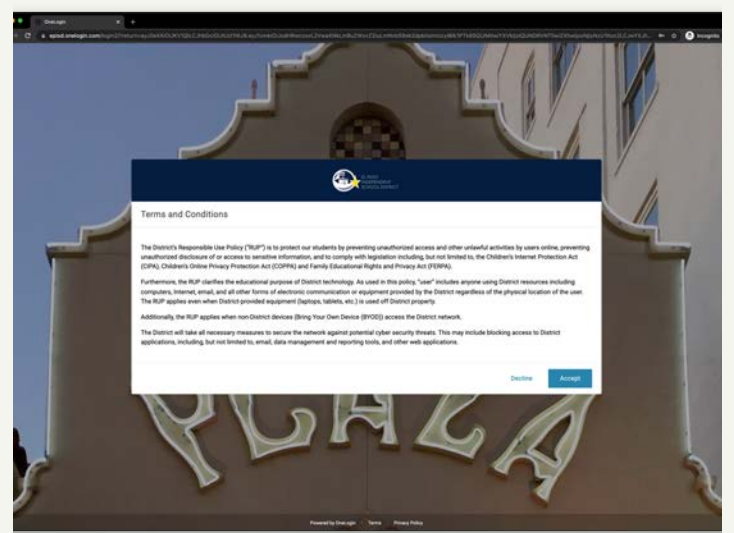
Go to <https://episd.onelogin.com>

This is the EPISD OneLogin homepage. Login with your EPISD Username and Password.

## TERMS AND CONDITIONS

EPISD POLICIES

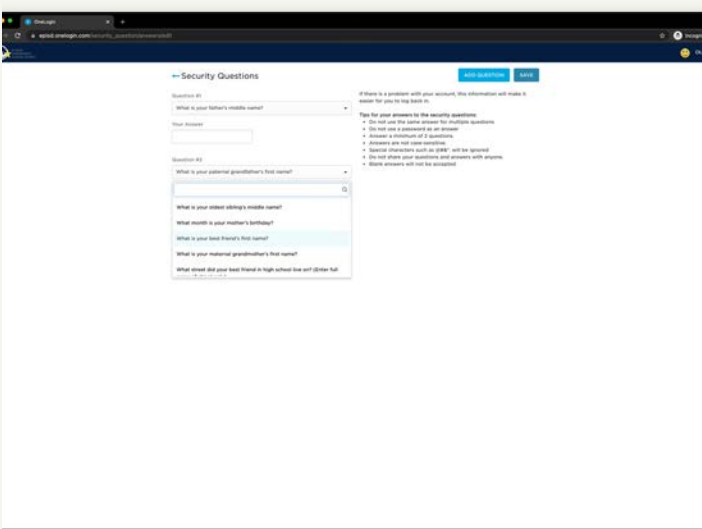
On the next screen, you will be presented the Terms and Conditions. Please read the message. When ready to proceed click *Accept*.



## SECURITY QUESTIONS

PICK SECURITY QUESTIONS

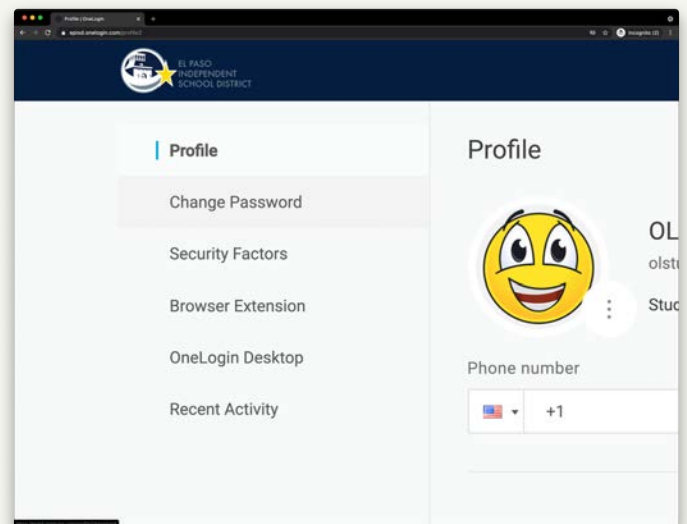
Select and answer at a minimum of 2 security questions. These questions will be presented to you if you forget your password and will enable you to reset your password on your own. click *Save*.



## PROFILE

YOUR USER PROFILE PAGE

On this page you will find your EPISD user profile. On future logins to OneLogin, you will use this section to change your password, security questions, add a profile picture, and other items related to your account.



## SUCCESSFUL

USER ACCOUNT UPDATED

Congratulations! You have successfully updated and helped secure your EPISD user account.

Please click on your username located at the top right of the screen and select *Log out*.

*If you need assistance please contact the Help Desk at 230-2601*

